Filter Basket Cleaning Process

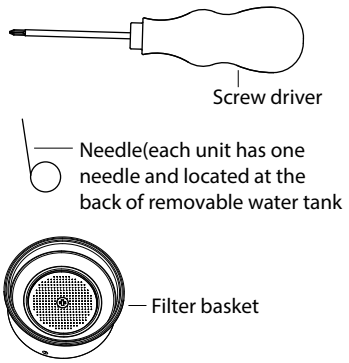

1. Using the screw driver to disassemble the screw in the middle

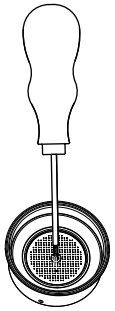

2. Take out the metal filter

Hold up to light.
You must be able to see through the holes or water will not pass.
Please clean with needle.



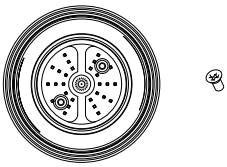

3. Using the needle to clean the hole of filter basket first

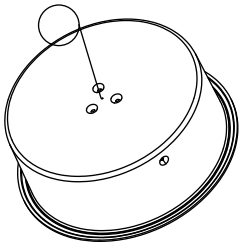

Tap water rush this hole to clean the filter basket.

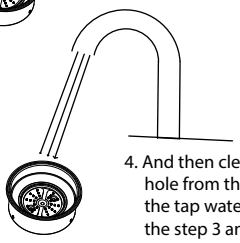

4. And then clean the hole from the top using the tap water.Repeat the step 3 and 4 until the hole is opened. You can check the small hole through the light to see if it is opened or not.
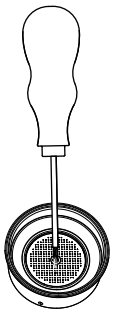
5. Assemble back the metal filter. Done.